



SELECTABLE BEAM FREQUENCY LONG RANGE PHOTOELECTRIC DETECTOR

AX-350/650TF



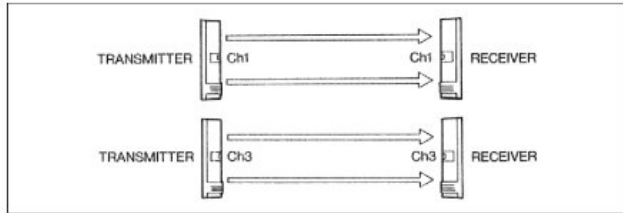
The AX-350/650TF Series of 100 ~ 200m long range photoelectric detectors with selectable beam frequencies.

The selectable beam frequencies can be used to avoid unwanted crosstalk that can occur when using multiple photobeams over long distances or beam stacking applications. In addition, the AX-TF Series employs multiple beam technology and utilizes an AND circuit that requires all beams to be interrupted simultaneously before an alarm is generated. This reduces false alarms due to accidental beam interruption by falling leaves and small animals.

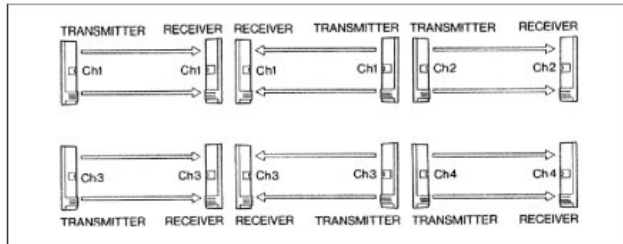
FEATURES

■ **4-channel Selectable Beam Frequencies**
 "Cross talk" is eliminated by our held selectable beam frequencies

■ **2 beam stacking**

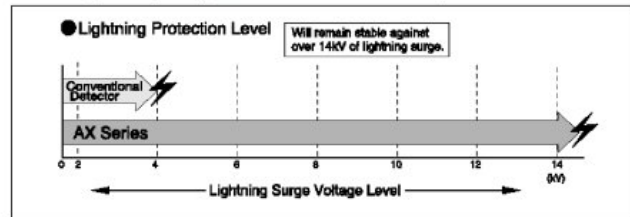


■ **2 beam long distance stacking**



■ **Lightning & surge protection**

An improved Electro-Magnetic Interference surge absorber and high surge resistive relay has been installed to protect from lightning surges and maintain stable operation.



■ **Adjustable beam interruption period**

The beam interruption time can be adjusted to fit any application. For example, when protecting a wall of fence, a longer interruption time will catch intruders.

■ **D.Q. Circuit (environmental disqualification)**

D.Q.Circuit sends a trouble signal when the beam strength is below and acceptable level due to heavy fog, rain, snow or other changes in the installation site.

■ **99% beam blocking stability**

Enables stable operation with as much as 99% loss of beam energy caused by heavy rain, dust storms, fog or snow.

SPECIFICATIONS

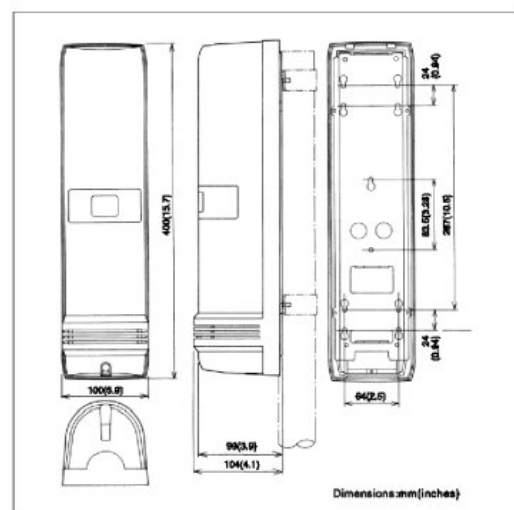
Model	AX-360TF	AX-660TF
Detection method	Infrared Photoelectric	
Range	Outdoor	200m(650ft)
	Indoor	400m(1300ft)
Maximum arrival distance	1000m(3500ft)	2000m(6500ft)
Beam characteristics	Pulsed Infrared	
Selectable beam frequency	4 channel	
Interruption period	50, 100, 250, 500 msec (4steps)	
Power supply	10.5-30VDC	
Current consumption (transmitter + receiver)	Normal operation 60 mA max T:11mA+R:49mA	Normal operation 82 mA max T:13mA+R:49mA
	During optical alignment 78 mA max T:11mA+R:67mA	During optical alignment 80 mA max T:13mA+R:67mA
Alarm period	2sec(±1) nominal	
Alarm output	Form C Relay (28VDC 0.2A max)	
Tamper switch	N.C. opens when cover is removed	
Operating temperature	-35°C ~ +60°C (-30°F ~ 140°F)	
Environment humidity	95% max	
Alignment angle	±10° Vertical, ±90° Horizontal	
Alarm memory	LED Indicates memory status. Selectable Negative & Positive	
Environmental disqualification	Form C relay operates when beam energy has been gradually reduced to abnormal level.	
Circuit	gradually reduced to abnormal level.	
Mounting	Wall or Pole	
Weatherproof	IP54	
Weight	2750g (87.0 oz) Transmitter and Receiver	

Specifications are subject to change without notice.

NOTE: These units are designed to detect an intruder and activate an alarm control panel.

Being only a part of complete system, we cannot accept responsibility for any damages or other consequences resulting from an intrusion. These products conform to the EMC Directive 89/336 EEC.

DIMENSIONS



OPTIONS

■ **HU-1: Heating Unit**
 For use in cold areas.
 24V DC/AC, 430mA max.



■ **BC-1: Back Cover**



■ **AX-BT: Beam Tower**
 For stacking beams at a height of 1.68m(5.51ft.).



OPTEX CO., LTD. (ISO 9001 Certified by LRQA / ISO14001 Certified by JET)
 5-8-12 Ogoto, Ohta, Shiga, 520-0101 Japan
 TEL +81(0)77 579 8670 FAX +81(0)77 579 8190 <http://www.optex.co.jp/e>

OPTEX INCORPORATED (USA) <http://www.optexamerica.com>

OPTEX (EUROPE) LTD. (UK) <http://www.optexuk.com>

(ISO9001 Certified by NQA)

OPTEX SECURITY SAS (FRANCE) <http://www.optex-security.com>

OPTEX KOREA CO., LTD. (KOREA) <http://www.optexkorea.com>

OPTEX SECURITY Sp. z o.o. (POLAND)

"Take Care of the Environment" This catalogue uses recycled paper No. 75108-00-909-0612